


Morgan Stanley

INVESTMENT MANAGEMENT

Active Management Is Suited to Uncertain Times




EMERGING MARKETS EQUITY TEAM | May 2025



AMY OLDENBURG

Head of Emerging Markets Equity



TIMOTHY KUZNETSOV

Emerging Markets Equity Team

Active investment strategies are making a comeback amid rising market volatility, higher rates and greater dispersion—signaling a paradigm shift. While passive investment strategies have flourished post-global financial crisis (GFC), that momentum appears to be fading as we enter a new era characterized by higher costs of capital, restrictive trade policies and geopolitical uncertainty. Investors who once relied on passive strategies for broad market gains may now require a more agile approach to navigate heightened volatility and capitalize on asymmetric opportunities.

For the first three months of 2025, 60% of U.S. large-cap managers outperformed the S&P 500®, consistent with previous episodes of market volatility. The economic and political uncertainties driving this volatility are likely to stay, with no quick fix in sight.

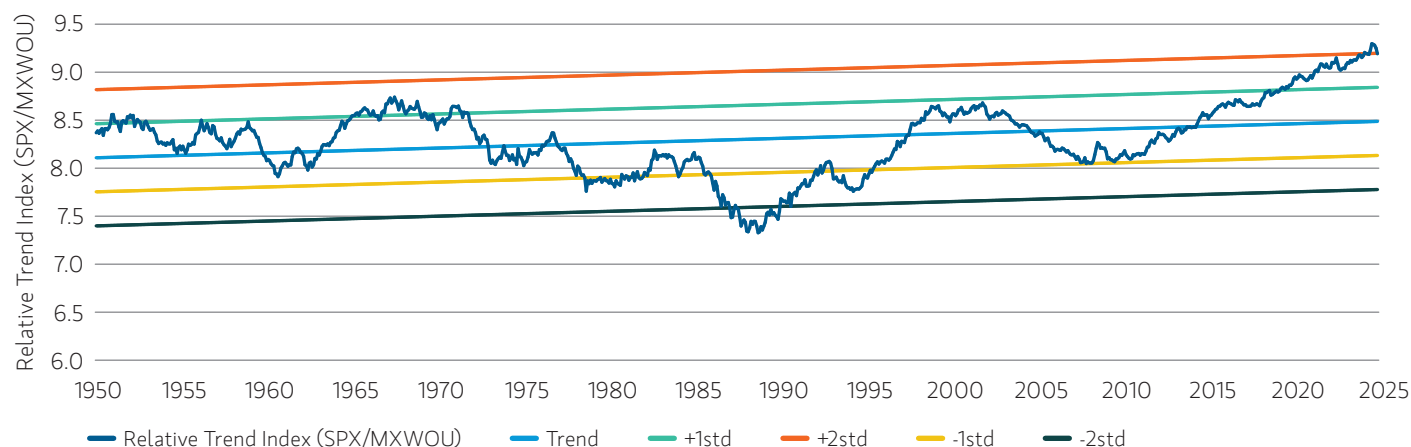
The rise of passive investing, which seeks to mirror the performance of indexes rather than beat them, reached a milestone at the end of 2023, when for the first time U.S. passive mutual funds and exchange-traded funds (ETFs) attracted more assets than active funds. Passive funds increased their market share to 53% at the end of 2024. That momentum was helped by low interest rates, quantitative easing and economic expansion following the 2008 crisis, which enabled U.S. stocks to outperform the rest of the world by the widest margin since 1950 (*Display 1*).

DISPLAY 1

U.S. Stock Valuations are at a 75-Year High vs the Rest of the World

Relative total return index (U.S. vs Global ex-U.S.)

Past performance does not predict future results

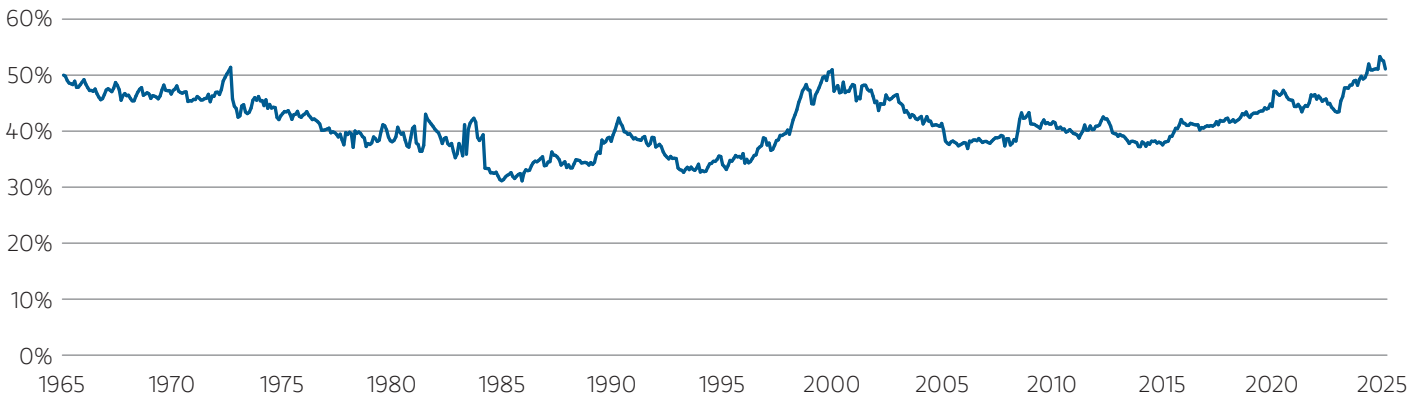


Source: Bloomberg. As of April 4, 2025. The MSCI World ex USA Index (MXWOU) captures large and mid cap representation across 22 of 23 Developed Markets DM countries (excluding the United States). The S&P 500® (SPX) Index measures the performance of the large cap segment of the U.S. equities market. The indexes do not include any expenses, fees or sales charges, which would lower performance. It is not possible to invest directly in an index. Standard deviation (std) measures how widely individual performance returns, within a performance series, are dispersed from the average or mean value.

DISPLAY 2

S&P 500® Concentration Benefits the Top 10%

Weight of the top decile of stocks in the S&P 500® over time



Source: FactSet, Compustat. As of March 31, 2025. The S&P 500® (SPX) Index measures the performance of the large cap segment of the U.S. equities market. The indexes do not include any expenses, fees or sales charges, which would lower performance. It is not possible to invest directly in an index.

But as passive funds attracted more assets post-GFC, market concentration increased. Today, the U.S. stock market is dominated by a handful of tech giants. Just ten stocks made up 36% of the U.S. market at the end of 2024, the highest level in 40 years. In fact, the top decile of S&P 500® stock account for over 50% of the total weight of the index (*Display 2*).

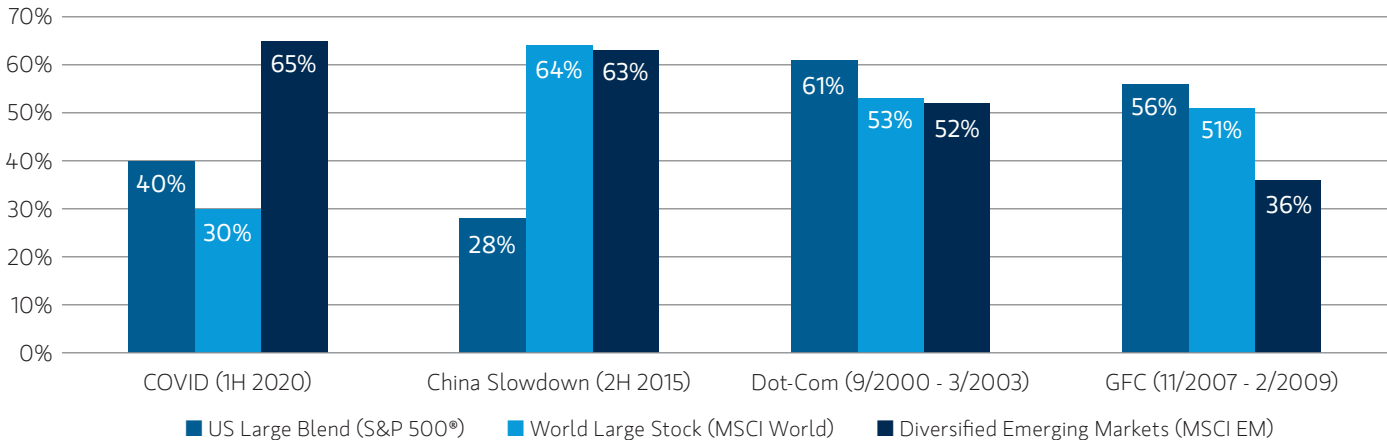
Investors who only invest in index funds and other passive strategies can face a tougher road as market conditions

change. Markets are cyclical, and we are moving from a period of low volatility to a period in which volatility is likely to be structurally higher. Many active managers in the U.S. underperformed in bull markets, but their ability to manage downside risk is typically a key advantage during market retreats. Actively managed strategies generally fare better during corrections, as highlighted during the dotcom crash and the GFC (*Display 3*).

DISPLAY 3

Active Strategies Gaining Over During Select Major Drawdowns

Percentage of active managers outperforming during dotcom crash and GFC

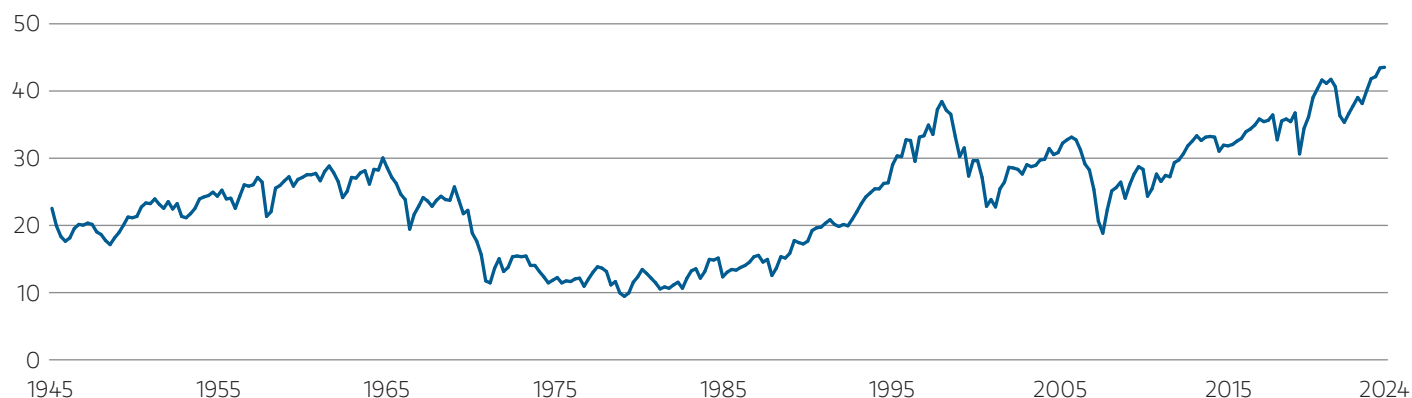


Source: Morningstar, Morgan Stanley. The S&P 500® Index measures the performance of the large cap segment of the U.S. equities market. The MSCI World Index captures large and mid cap representation across 23 Developed Markets DM. The MSCI Emerging Market Index is a free float-adjusted market capitalization weighted index that is designed to measure equity market performance of emerging markets. The indexes do not include any expenses, fees or sales charges, which would lower performance. It is not possible to invest directly in an index.

DISPLAY 4

U.S. Households Have a Significant Allocation to Stocks

Share of U.S. equities as a percentage of financial assets



Source: Board of Governors of Federal Reserve System. As of October 1, 2024.

Heavy index concentration becomes especially risky in a market downturn, when the largest firms falter and the broader index feels the impact. With U.S. households' equity holding at an all-time high (*Display 4*), the market's resilience to shocks is weaker than ever.

Historical parallels can be drawn to the dot-com bubble, a period of market exuberance driven by the internet and its untapped potential. Back in 2000, the percent capitalization of the top ten stocks in the S&P 500® peaked at 25% of the index before the bubble burst. While tech stocks collapsed, active managers offered significant alpha, outperforming across market segments (*Display 3*).

While the recent rally in artificial intelligence investing benefited passive strategies, we believe current market

choppiness mirrors the late 1990s' internet bubble and volatility-driven price swings. In this environment, active managers have the potential to capitalize on inefficiencies and mispriced assets, while passive funds remain tethered to broader market fluctuations.

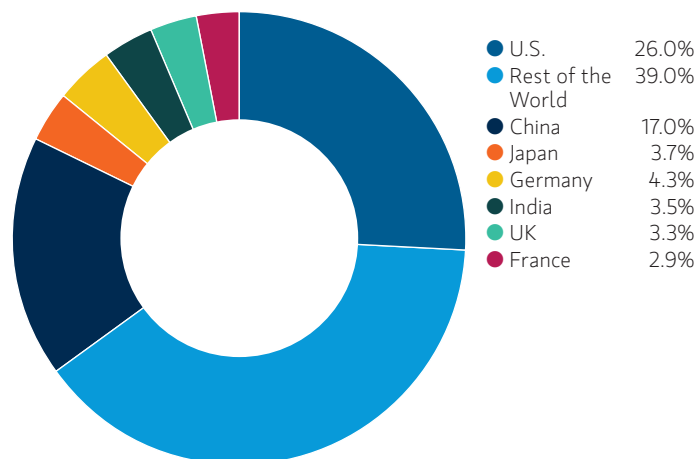
End of U.S. Dominance?

Given the starting point of high concentration, valuation and allocation, the potential for U.S. underperformance may be higher than investors appreciate. While the U.S. currently accounts for 25% of global GDP, it commands a disproportionate 65% share of global market capitalization (*Display 5*), thanks to its culture of innovation, corporate earnings growth and the strength of the dollar. However,

DISPLAY 5

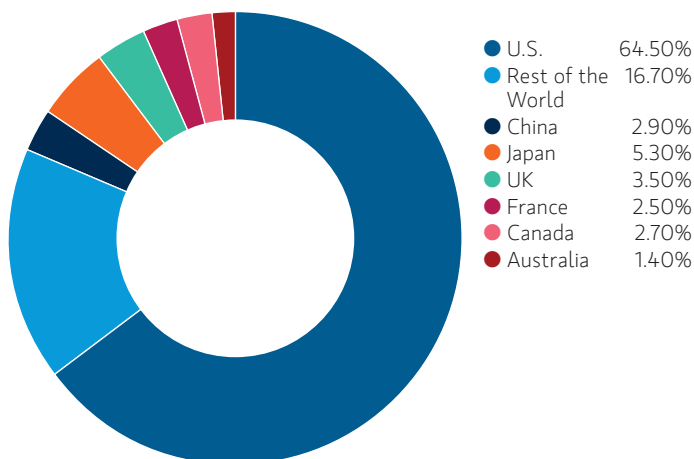
The U.S. Accounts for a Quarter of Global GDP

Share of global capital (%)



U.S. Stocks Constitute Almost Two-Thirds of the MSCI World Index

MSCI World Index country weights (%)



Source: Gavekal Research/Macrobond. As of December 31, 2024.

the era of “U.S. exceptionalism” may be losing momentum. History shows that prolonged market dominance rarely persists, and no market has been more dominant than the U.S.

In international and emerging markets, active strategies hold a distinct advantage over passive strategies, which may explain the lower 29% share of passive assets internationally compared to the 53% share in the U.S. Active strategies benefit from exploiting market inefficiencies and capturing alpha in regions where risks must be managed across multiple dimensions: economic, political and currency related. As a result, active international and emerging market funds have mostly beaten their passive counterparts (*Display 3*).

With U.S. outperformance faltering, more investment in international and emerging markets could favor active strategies given their ability to generate alpha in those domains. Additionally, frontier markets like Argentina and Pakistan have significantly outperformed the U.S. in dollar terms since 2011.

It Pays To Be Active

We believe that the world is moving beyond the era of globalization, easy money and more predictable markets. Instead, rapid acceleration of restrictive trade policies coupled with surging debt-to-GDP levels across many countries will increase risk factors.

In the U.S., interest expense on the national debt now exceeds both defense and Medicare spending. Geopolitical conflicts in Europe and the Middle East have increased uncertainty, reinforcing the need for a more nuanced investment approach. In this evolving landscape, relying solely on passive strategies may no longer be sufficient.

These risks stand in stark contrast to the long period of low volatility post-GFC, which was highly favorable for passive investment strategies. The tailwinds that led to broad market gains in the past are giving way to volatility, fragmentation and economic divergence.

We believe active strategies are an essential tool to mitigate risk and capitalize on mispriced opportunities that passive strategies cannot. In this new era, we believe active management provides the edge needed to navigate uncertainty.

Risk Considerations

There is no assurance that a portfolio will achieve its investment objective. Portfolios are subject to market risk, which is the possibility that the market values of securities owned by a portfolio will decline and that the value of portfolio shares may therefore be less than what you paid for them. Market values can change daily due to economic and other events (e.g. natural disasters, health crises, terrorism, conflicts and social unrest) that affect markets, countries, companies or governments. It is difficult to predict the timing, duration, and potential adverse effects (e.g. portfolio liquidity) of events. Accordingly, you can lose money investing in a portfolio. Please be aware that a portfolio may be subject to certain additional risks. In general, **equities securities**¹ values also fluctuate in response to activities specific to a company. Investments in **foreign markets** entail special risks such as currency, political, economic, market and liquidity risks. The risks of investing in **emerging market countries** are greater than the risks generally associated with investments in foreign developed countries.

IMPORTANT DISCLOSURES

Past performance is no guarantee of future results. The returns referred to herein are those of representative indices and are not meant to depict the performance of a specific investment.

There is no guarantee that any investment strategy will work under all market conditions, and each investor should evaluate their ability to invest for the long-term, especially during periods of downturn in the market.

A separately managed account may not be appropriate for all investors. Separate accounts managed according to the particular Strategy may include securities that may not necessarily track the performance of a particular index. Please consider the investment objectives, risks and fees of the Strategy carefully before investing. A minimum asset level is required.

For important information about the investment managers, please refer to Form ADV Part 2.

The views and opinions and/or analysis expressed are those of the author or the investment team as of the date of preparation of this material and are subject to change at any time without notice due to market or economic conditions and may not necessarily come to pass. Furthermore, the views will not be updated or otherwise revised to reflect information that subsequently becomes available or circumstances existing, or changes occurring, after the date of publication. The views expressed do not reflect the opinions of all investment personnel at Morgan Stanley Investment Management (MSIM)

and its subsidiaries and affiliates (collectively “the Firm”), and may not be reflected in all the strategies and products that the Firm offers.

Forecasts and/or estimates provided herein are subject to change and may not actually come to pass. Information regarding expected market returns and market outlooks is based on the research, analysis and opinions of the authors or the investment team. These conclusions are speculative in nature, may not come to pass and are not intended to predict the future performance of any specific strategy or product the Firm offers. Future results may differ significantly depending on factors such as changes in securities or financial markets or general economic conditions.

This material has been prepared on the basis of publicly available information, internally developed data and other third-party sources believed to be reliable. However, no assurances are provided regarding the reliability of such information and the Firm has not sought to independently verify information taken from public and third-party sources.

This material is a general communication, which is not impartial and all information provided has been prepared solely for informational and educational purposes and does not constitute an offer or a recommendation to buy or sell any particular security or to adopt any specific investment strategy. The information herein has not been based on a consideration of any individual investor circumstances and is not investment advice, nor should it be construed in any way as tax, accounting, legal or regulatory advice. To that end, investors should

seek independent legal and financial advice, including advice as to tax consequences, before making any investment decision.

The indexes are unmanaged and do not include any expenses, fees or sales charges. It is not possible to invest directly in an index. Any index referred to herein is the intellectual property (including registered trademarks) of the applicable licensor. Any product based on an index is in no way sponsored, endorsed, sold or promoted by the applicable licensor and it shall not have any liability with respect thereto.

This material is not a product of Morgan Stanley's Research Department and should not be regarded as a research material or a recommendation.

The Firm has not authorised financial intermediaries to use and to distribute this material, unless such use and distribution is made in accordance with applicable law and regulation. Additionally, financial intermediaries are required to satisfy themselves that the information in this material is appropriate for any person to whom they provide this material in view of that person's circumstances and purpose. The Firm shall not be liable for, and accepts no liability for, the use or misuse of this material by any such financial intermediary.

This material may be translated into other languages. Where such a translation is made this English version remains definitive. If there are any discrepancies between the English version and any version of this material in another language, the English version shall prevail.

The whole or any part of this material may not be directly or indirectly reproduced, copied, modified, used to create a derivative work, performed, displayed, published, posted, licensed, framed, distributed or transmitted or any of its contents disclosed to third parties without the Firm's express written consent. This material may not be linked to unless such hyperlink is for personal and non-commercial use. All information contained herein is proprietary and is protected under copyright and other applicable law.

Eaton Vance is part of Morgan Stanley Investment Management. Morgan Stanley Investment Management is the asset management division of Morgan Stanley.

DISTRIBUTION

This material is only intended for and will only be distributed to persons resident in jurisdictions where such distribution or availability would not be contrary to local laws or regulations.

MSIM, the asset management division of Morgan Stanley (NYSE: MS), and its affiliates have arrangements in place to market each other's products and services. Each MSIM affiliate is regulated as appropriate in the jurisdiction it operates. MSIM's affiliates are: Eaton Vance Management (International) Limited, Eaton Vance Advisers International Ltd, Calvert Research and Management, Eaton Vance Management, Parametric Portfolio Associates LLC and Atlanta Capital Management LLC.

This material has been issued by any one or more of the following entities:

EMEA:

This material is for Professional Clients/Accredited Investors only.

In the EU, MSIM and Eaton Vance materials are issued by MSIM Fund Management (Ireland) Limited ("FMIL"). FMIL is regulated by the Central Bank of Ireland and is incorporated in Ireland as a private company limited by shares with company registration number 616661 and has its registered address at 24-26 City Quay, Dublin 2, D02 NY19, Ireland.

Outside the EU, MSIM materials are issued by Morgan Stanley Investment Management Limited (MSIM Ltd) is authorised and regulated by the Financial Conduct Authority. Registered in England. Registered No. 1981121. Registered Office: 25 Cabot Square, Canary Wharf, London E14 4QA.

In Switzerland, MSIM materials are issued by Morgan Stanley & Co. International plc, London (Zurich Branch) Authorised and regulated by the Eidgenössische Finanzmarktaufsicht ("FINMA"). Registered Office: Beethovenstrasse 33, 8002 Zurich, Switzerland.

Outside the US and EU, Eaton Vance materials are issued by Eaton Vance Management (International) Limited ("EVM") 125 Old Broad Street, London, EC2N 1AR, UK, which is authorised and regulated in the United Kingdom by the Financial Conduct Authority.

Italy: MSIM FMIL (Milan Branch), (Sede Secondaria di Milano) Palazzo Serbelloni Corso Venezia, 16 20121 Milano, Italy. **The Netherlands:** MSIM FMIL (Amsterdam Branch), Rembrandt Tower, 11th Floor Amstelplein 11096HA, Netherlands. **France:** MSIM FMIL (Paris Branch), 61 rue de Monceau 75008 Paris, France. **Spain:** MSIM FMIL (Madrid Branch), Calle Serrano 55, 28006, Madrid, Spain. **Germany:** MSIM FMIL, Frankfurt Branch, Grosse Gallusstrasse 18, 60312 Frankfurt am Main, Germany (Gattung: Zweigniederlassung (FDI) gem. § 53b KWG). **Denmark:** MSIM

FMIL (Copenhagen Branch), Gorrissen Federspiel, Axel Towers, Axelortorv2, 1609 Copenhagen V, Denmark.

MIDDLE EAST

Dubai: MSIM Ltd (Representative Office, Unit Precinct 3-7th Floor-Unit 701 and 702, Level 7, Gate Precinct Building 3, Dubai International Financial Centre, Dubai, 506501, United Arab Emirates. Telephone: +97 (0)14 709 7158).

This document is distributed in the Dubai International Financial Centre by Morgan Stanley Investment Management Limited (Representative Office), an entity regulated by the Dubai Financial Services Authority (DFSA). It is intended for use by professional clients and market counterparties only. This document is not intended for distribution to retail clients, and retail clients should not act upon the information contained in this document.

This document relates to a financial product which is not subject to any form of regulation or approval by the DFSA. The DFSA has no responsibility for reviewing or verifying any documents in connection with this financial product. Accordingly, the DFSA has not approved this document or any other associated documents nor taken any steps to verify the information set out in this document, and has no responsibility for it. The financial product to which this document relates may be illiquid and/or subject to restrictions on its resale or transfer. Prospective purchasers should conduct their own due diligence on the financial product. If you do not understand the contents of this document, you should consult an authorised financial adviser.

U.S.: NOT FDIC INSURED. OFFER NO BANK GUARANTEE. MAY LOSE VALUE. NOT INSURED BY ANY FEDERAL GOVERNMENT AGENCY. NOT A DEPOSIT.

LATIN AMERICA (BRAZIL, CHILE COLOMBIA, MEXICO, PERU, AND URUGUAY)

This material is for use with an institutional investor or a qualified investor only. All information contained herein is confidential and is for the exclusive use and review of the intended addressee, and may not be passed on to any third party. This material is provided for informational purposes only and does not constitute a public offering, solicitation or recommendation to buy or sell for any product, service, security and/or strategy. A decision to invest should only be made after reading the strategy documentation and conducting in-depth and independent due diligence.

ASIA PACIFIC

Hong Kong: This material is disseminated by Morgan Stanley Asia Limited for use in Hong Kong and shall only be made available to "professional investors" as defined under the Securities and Futures Ordinance of Hong Kong (Cap 571). The contents of this material have not been reviewed nor approved by any regulatory authority including the Securities and Futures Commission in Hong Kong. Accordingly, save where an exemption is available under the relevant law, this material shall not be issued, circulated, distributed, directed at, or made available to, the public in Hong Kong. **Singapore:** This material is disseminated by Morgan Stanley Investment Management Company and should not be considered to be the subject of an invitation for subscription or purchase, whether directly or indirectly, to the public or any member of the public in Singapore other than (i) to an institutional investor under section 304 of the Securities and Futures Act, Chapter 289 of Singapore ("SFA"); (ii) to a "relevant person" (which includes an accredited investor) pursuant to section 305 of the SFA, and such distribution is in accordance with the conditions specified in section 305 of the SFA; or (iii) otherwise pursuant to, and in accordance with the conditions of, any other applicable provision of the SFA. This publication has not been reviewed by the Monetary Authority of Singapore. **Australia:** This material is provided by Morgan Stanley Investment Management (Australia) Pty Ltd ABN 22122040037, AFSL No. 314182 and its affiliates and does not constitute an offer of interests. Morgan Stanley Investment Management (Australia) Pty Limited arranges for MSIM affiliates to provide financial services to Australian wholesale clients. Interests will only be offered in circumstances under which no disclosure is required under the Corporations Act 2001 (Cth) (the "Corporations Act"). Any offer of interests will not purport to be an offer of interests in circumstances under which disclosure is required under the Corporations Act and will only be made to persons who qualify as a "wholesale client" (as defined in the Corporations Act). This material will not be lodged with the Australian Securities and Investments Commission.

Japan: For professional investors, this material is circulated or distributed for informational purposes only. For those who are not professional investors, this material is provided in relation to Morgan Stanley Investment Management (Japan) Co., Ltd. ("MSIMJ")'s business with respect to discretionary investment management agreements ("IMA") and investment advisory agreements ("IAA"). This is not for the purpose of a recommendation or solicitation of transactions or offers any particular

financial instruments. Under an IMA, with respect to management of assets of a client, the client prescribes basic management policies in advance and commissions MSIMJ to make all investment decisions based on an analysis of the value, etc. of the securities, and MSIMJ accepts such commission. The client shall delegate to MSIMJ the authorities necessary for making investment. MSIMJ exercises the delegated authorities based on investment decisions of MSIMJ, and the client shall not make individual instructions. All investment profits and losses belong to the clients; principal is not guaranteed. Please consider the investment objectives and nature of risks before investing. As an investment advisory fee for an IAA or an IMA, the amount of assets subject to the contract multiplied by a certain rate (the upper limit is 2.20% per annum (including tax)) shall

be incurred in proportion to the contract period. For some strategies, a contingency fee may be incurred in addition to the fee mentioned above. Indirect charges also may be incurred, such as brokerage commissions for incorporated securities. Since these charges and expenses are different depending on a contract and other factors, MSIMJ cannot present the rates, upper limits, etc. in advance. All clients should read the Documents Provided Prior to the Conclusion of a Contract carefully before executing an agreement. This material is disseminated in Japan by MSIMJ, Registered No. 410 (Director of Kanto Local Finance Bureau (Financial Instruments Firms)), Membership: the Japan Securities Dealers Association, The Investment Trusts Association, Japan, the Japan Investment Advisers Association and the Type II Financial Instruments Firms Association.