

Big Picture

# China's Geopolitical Aspirations and Challenges



MACRO INSIGHT | Q3 2022

China's emergence as a global economic power has remade the geopolitical landscape. Beijing appears to be in a hurry to decouple its economy from the U.S. and at the same time replace Washington as the top player in the regional and global hierarchy. China has a variety of strategic capabilities to blunt the American-made order, but Beijing is beset by internal weaknesses and vulnerabilities, including the demographic effects of its one-child policy, high debt and a stagnating economy, that make the task of challenging the U.S. militarily or financially difficult. Reducing these challenges in the medium term will not be easy. That is bound to put investors, once keen on China, on edge about the country's trajectory.

## Shifting Alliances: China, Russia and the U.S.

Ironically, it was the United States that took the initiative to pull China into greater engagement with the rest of the world. More than half a century ago, U.S. President Richard Nixon, along with Secretary of State Henry Kissinger, secretly traveled to China to meet its ailing leader Mao Zedong in an act of daring that transformed the geopolitical dynamics of the superpower rivalry. Although fellow communists, China and the Soviet Union were on such terrible terms that Mao feared a Soviet invasion. Nixon, the first American president to travel to China, helped end more than two decades of hostility between the two countries. The visit laid the groundwork for Beijing's opening to the world and full diplomatic relations by 1979. The two countries became tacit allies to confront the Soviet Union until its collapse in 1991, essentially ending the Cold War.

The nature of the relationship has changed over time. Today, China and the U.S. are firm frenemies. They have complicated diplomatic relations and intertwined economies while engaged in a battle for technological supremacy. Washington has called China "the most serious long-term challenge" to the world order. Perhaps one reason is that China has unleashed hackers to break into and steal secrets from American companies and government agencies. Beijing's saber rattling over Taiwan's future, staging military drills

AUTHOR



**JITANIA KANDHARI**  
*Deputy CIO, Solutions  
& Multi Asset Group*  
*Head of Macro &  
Thematic Research,  
Emerging Markets*  
*Portfolio Manager,  
Active International  
Allocation*

in the Taiwan Strait after U.S. House of Representatives Speaker Nancy Pelosi flew to Taipei, is part of the effort to push the U.S. out of the Indo-Pacific region.

China's foreign policy moves are putting geopolitics in focus for investors. Until recently, Chinese leaders had emphasized the country's peaceful rise and the economy was humming along nicely. However, President Xi Jinping and his administration advocate a more assertive foreign policy and are determined to counteract the U.S.-led system of rules which underpins the global political, monetary and financial system. Beijing has tried to leverage its economic power through initiatives like the Belt and Road Initiative, forming currency blocs to internationalize its currency and setting up the Asian Infrastructure Investment Bank.

### China-Russia Pact: Tread with Caution

Over the past decade, China has forged closer links with Russia, another centralized autocracy, to challenge U.S. hegemony. But it's an unequal relationship. Three decades ago, Beijing and Moscow were economic equals. Today, China's economy is ten times larger than Russia's. In this relationship, China is the economic powerhouse, while Russia provides the military expertise to modernize China's armed forces.

Although Russia's invasion of Ukraine has turned Vladimir Putin into a pariah, Xi has remained steadfast in his backing for the Russian president. China has made its strategic alignment with Russia a key cornerstone of its foreign policy. Xi's support puts at risk dealings not just with the U.S. but also with the European Union, a trade relationship worth \$777 billion.<sup>1</sup> Trade with the

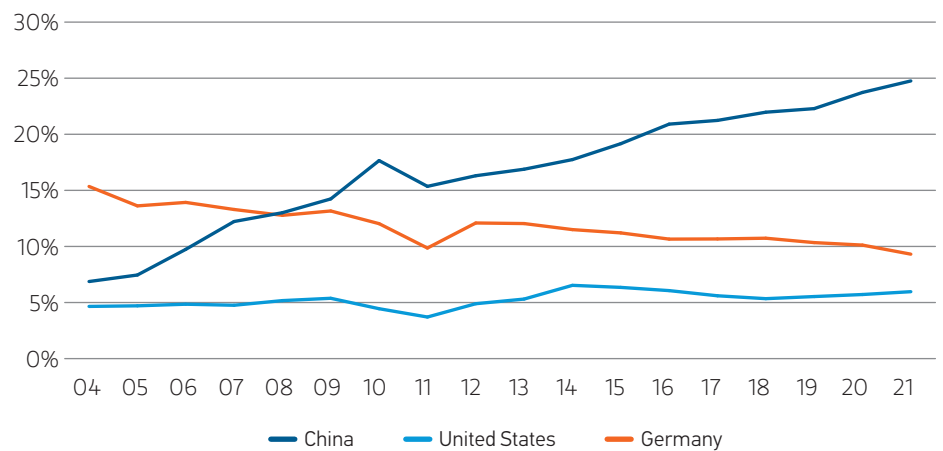
U.S. accounts for another \$657 billion.<sup>2</sup> China provides about 18% of U.S. imports and over 22% of the EU's.<sup>3</sup>

On the other hand, shipments to Russia account for only 2% of China's total exports.<sup>4</sup> For Chinese companies, Russia is too small a market to be worth the risk. In defiance of Western sanctions

on Moscow, China is importing heavily discounted Russian oil, so much so that in May, Russia replaced Saudi Arabia as the country's biggest oil supplier. This helps to insulate the Kremlin from the effects of Western sanctions. A defeated Russia would lead to the isolation of China.

#### DISPLAY 1 Russia's Growing Reliance On Chinese Imports

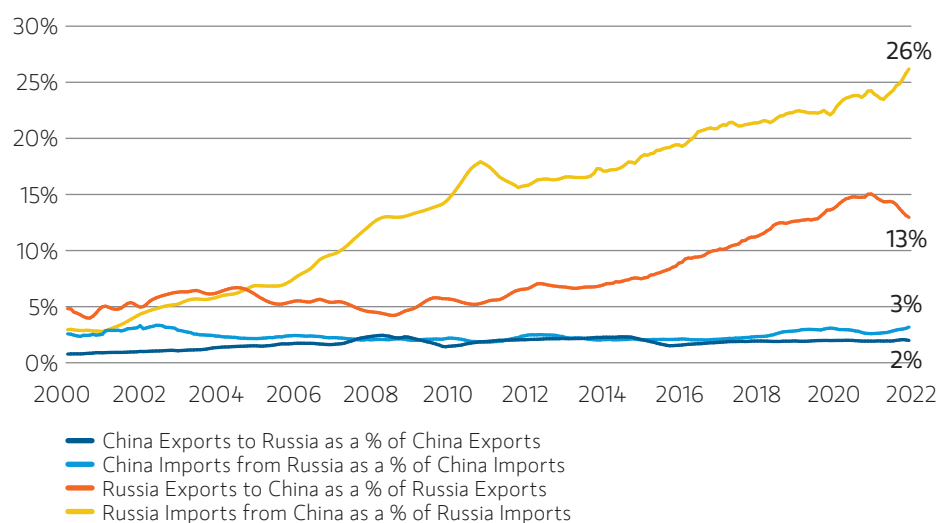
Russia's Top Importers



Source: MSIM EM Research, Haver

#### DISPLAY 2 China Means a Lot to Russia, Russia Doesn't Mean That Much to China

China and Russia Trade



Source: MSIM EM Research, Haver

<sup>1</sup> OECD, Haver

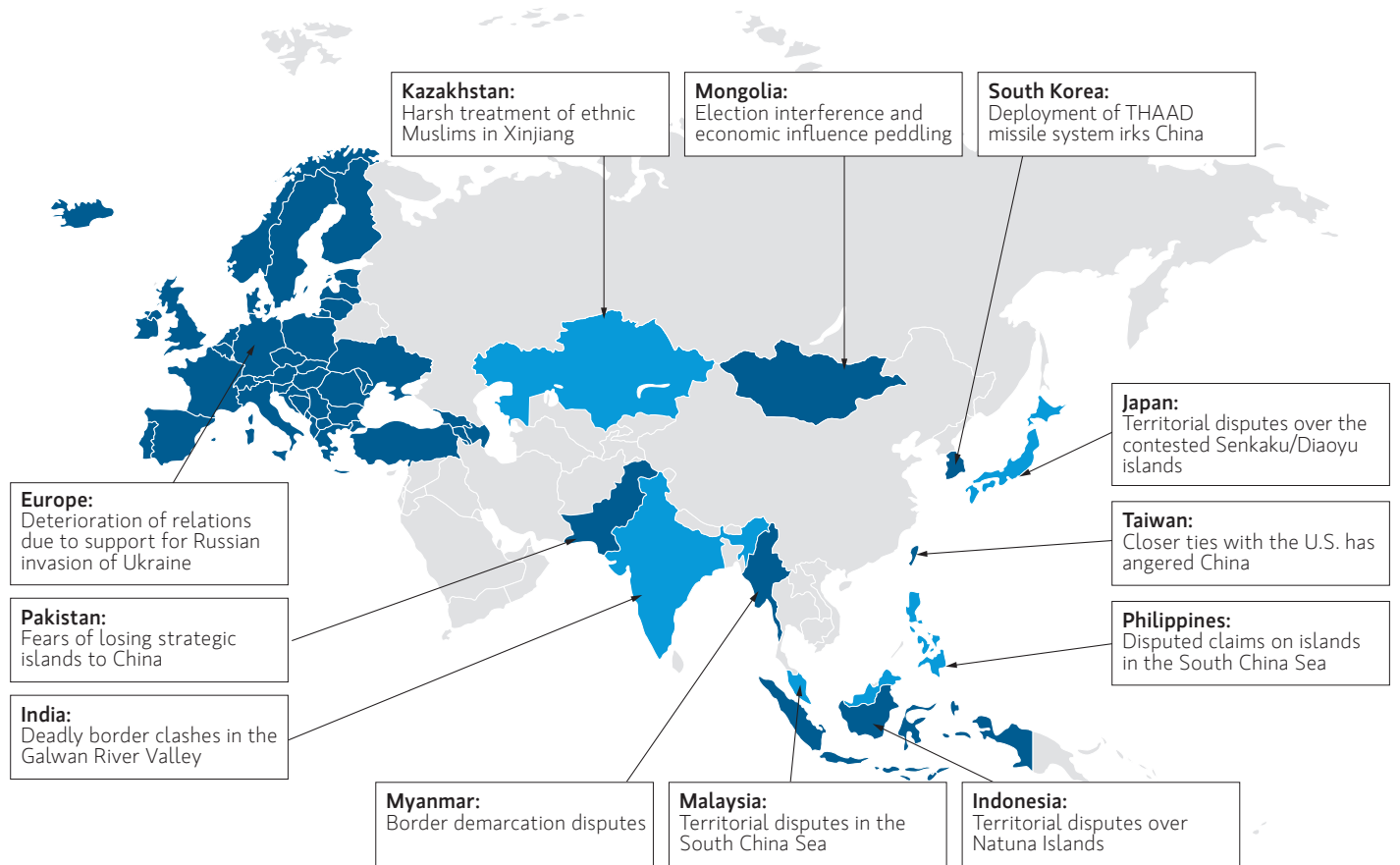
<sup>2</sup> OECD, Haver

<sup>3</sup> Council for Foreign Relations, Haver

<sup>4</sup> Bloomberg, Haver

DISPLAY 3

China's Assertiveness Riles Up its Neighbors



Source: MSIM EM Research

However, having felt the bite of the U.S. sanctions in the past, Beijing is unlikely to cross any U.S. red lines with regards to helping Russia's war efforts. The communist leadership was alarmed by the speed with which Western countries froze a large portion of Moscow's \$640 billion foreign exchange reserves.<sup>5</sup> China, with its vast foreign currency reserves, would be harder hit. Over \$1 trillion, accounting for roughly a third of China's \$3.2 trillion in foreign reserves, are held in U.S. dollars (USD).<sup>6</sup> Despite past talk of potentially diversifying into the euro, or more recently into cryptocurrencies, China has few viable alternative stores of wealth and would lose access to its foreign reserves. Of course, Beijing can retaliate by seizing the substantial

assets that Western corporations hold in China. At the end of last year, foreigners owned \$3.6 trillion in direct investments and another \$2 trillion in shares, bonds and other investments.<sup>7</sup>

**Sharp Elbows: China's Assertiveness Riles Up Neighbors**

For the European Union (EU), China's support for Russia was just the latest source of friction. As the world's second and third largest economies, China and the EU have been at an impasse since March 2021 over human rights concerns. Countries that were once part of the Soviet empire, such as the Czech Republic, see Xi's moral support for Putin as menacing to European security.

Last year, the bloc imposed human-rights-related sanctions on China for the first time since the crushing of the Tiananmen Square protests in 1989.

And it's not just faraway Europeans who are wary. China's neighbors are nervous about the country's economic and military dominance in the region. Japan seeks a closer regional partnership with the U.S., and South Korea, under a new president, is now willing to downplay historical grievances against Tokyo to form a tighter front against Beijing. India, smarting from border skirmishes with China, is actively engaged in the Quadrilateral Security Dialogue, a regional grouping, along with Australia, Japan and the U.S.

<sup>5</sup> The Guardian

<sup>6</sup> CEIC, Haver, CNBC

<sup>7</sup> World Bank

## Trade Wars, Tech Spying and Human Rights Hurt U.S.-China Dealings

The U.S.-China trade war has led to large share shifts in global trade. U.S. imports from Vietnam rose from 9% to 20% of those from China in the last four years.<sup>8</sup> And China now accounts for a smaller share of U.S. imports and has seen a noticeable decline in the share of tech-related imports. Beijing's intellectual property rights infringement has led to a blacklisting of exports to Chinese companies. Chinese telecommunications and surveillance industries face their biggest hurdles importing from the U.S.

The U.S. tech embargo, which began as a narrow effort against a Chinese telecom giant, has expanded to at least 60 firms. Beijing is getting used to being sanctioned. During Xi's tenure, three different U.S. administrations have penalized China for its human rights and trade practices. The most recent penalties ban imports of products made with forced labor from Xinjiang province, in response to reports of atrocities against Uyghurs and other Muslim ethnic minorities. There is a long list of "unfair" Chinese practices including not adhering to its purchase commitments within the Phase One trade deal signed in February 2020.

China is also racing to challenge U.S. for tech supremacy in several areas like semiconductors, Artificial Intelligence, 5G technology and green energy.

## Preventing Taiwan Independence Preferred to Forced Unification

The war in Ukraine has also put the spotlight on Taiwan's precarious international position. Beijing asserts that Taiwan, an island of 24 million people, 100 miles off its coast, is a renegade province that must be

brought under mainland control. China has sought after the island since 1949 when nationalists fled the mainland after losing the civil war. Chinese leaders became more emboldened to push for unification in part by Western silence over the Communist Party's crackdown on democracy in Hong Kong. Taiwan leaders rejected China's offer of "one country, two systems."

A voluntary reunification seems remote, leaving China with the military option. Washington has maintained a policy of "strategic ambiguity" for more than 70 years, supporting the One China policy but also using its military to deter the Chinese from invading Taiwan. As long as the U.S. had total military superiority, Beijing had to temper its ambitions, but China's armed forces are catching up. In its most recent report, the Pentagon warned that China was developing technologies to conduct long-range precision strikes as well as space and cyber capabilities to counter U.S. dominance.

But we think such speculation is premature. Beyond hawkish headlines there is little evidence that China

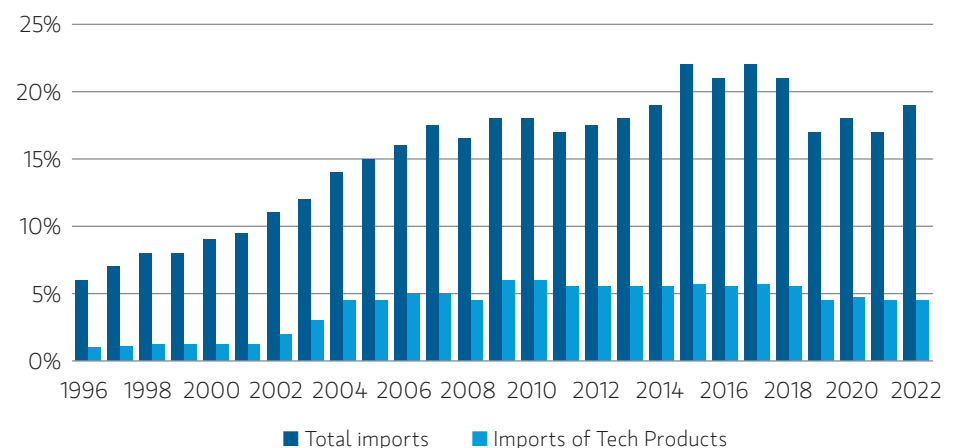
is getting ready to invade Taiwan. Launching the kind of assault that Russia inflicted on Ukraine would be a daunting task for the People's Liberation Army. Losses would be heavy in the face of determined Taiwanese resistance. An invasion could lead to the destruction of globally vital electronic and semiconductor industries. The country's top tech talent would flee. The economic costs of China launching an invasion, or even a blockade with the aim of forcing a political settlement, would be catastrophic. China would be cut off from critical technologies and from the U.S. financial system. In our view, China's policy seems not to force unification, but rather to prevent Taiwan's independence and recognition as a formal nation state.

## Economic Dragon, Financial Flea

Beijing is making moves to limit its vulnerabilities to U.S. financial sanctions, but with slow progress. Despite its dominance as the second largest economy and a leader in international trade, China is a financial lightweight.<sup>9</sup> Though there is a shift away from the

**DISPLAY 4**  
**A Gradual Decoupling**

*China's Share of U.S. Imports is Declining*



Source: MSIM EM Research, US Census Bureau, Empirical Research Partners. Data as on Jan 31, 2022

<sup>8</sup> US Census Bureau, Empirical Research Partners

<sup>9</sup> World Bank, BBC

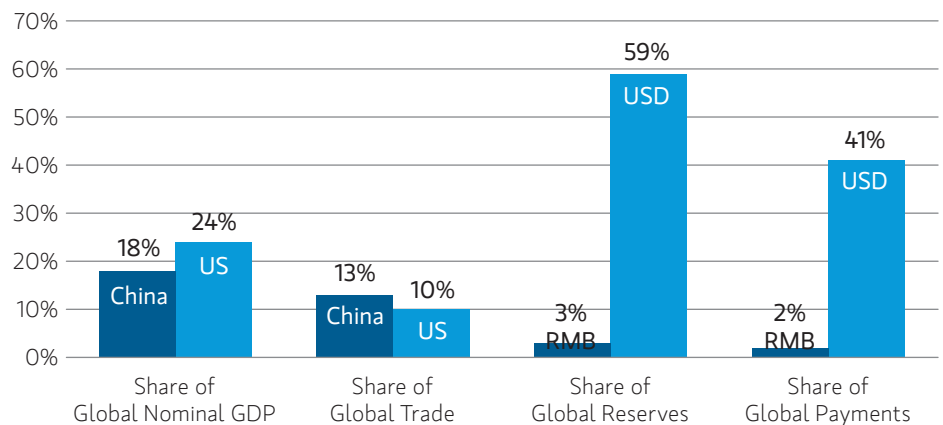
USD—its share of reserve currencies fell to 59% of total in the first quarter 2022, its lowest level since 2020—the renminbi accounts for only a quarter of that move.<sup>10</sup> Russia holds nearly a third of the world’s renminbi reserves, an unhelpful development given the extensive sanctions on Moscow.<sup>11</sup> China has proposed to build a renminbi currency reserve by teaming up with Indonesia, Malaysia, Hong Kong, Singapore and Chile so that each contributes 15 billion yuan to be stored at the Bank for International Settlement.<sup>12</sup> However, as the contributing members can contribute in yuan or USD, this can only be seen as a half measure. It will take many years before the renminbi can pose a serious challenge to the USD as a reserve currency.

The Chinese currency also has virtually no footprint on global trade transactions. Renminbi accounts for only 3% of the world’s international payments.<sup>13</sup> The USD is the dominant currency of international trade, where roughly 40% of international trade transactions are paid with USD, even though the U.S. accounts for only 10% of global trade.<sup>14</sup> Some countries have moved to make tactical payments using yuan to pay for Russian goods. Trades in yuan and ruble surged post the Russia-Ukraine war. Recently, India’s biggest cement producer paid in yuan for a cargo of Russian coal. China will continue to ramp up efforts to prop up alternative payment systems, but we believe that such a transition will be a slow process and may take perhaps as long as a decade before the yuan can play a significant role in reducing the dollar’s usage in international trade.

### Internationalizing the Renminbi Will Take Time

Chinese policymakers have created mechanisms to facilitate trading

**DISPLAY 5**  
**China: Economic Dragon, Financial Flea**  
*U.S. Financial Might is Built on the USD’s Dominance*



Source: MSIM EM Research, Haver, Bloomberg, J.P. Morgan, SWIFT  
 Note: RMB = Renminbi

in yuan, such as the Cross-Border Interbank Payment System (CIPS) which settles international claims. But this is an untested system. In theory, this is a rival system to the Clearing House Interbank Payments System (CHIPS), supervised by the Fed, which settles payments between banks. However, finding a way around CHIPS and its U.K. and euro area counterparts is very difficult. Payments through CHIPS are denominated in USD which helps sustain the U.S. currency’s role in cross-border transactions. It may take decades before China and the renminbi can rival the dollar.

Another piece in Beijing’s toolkit is e-CNY, the digital yuan, a central bank digital currency, which is “technically ready” for cross-border use, according to a white paper released by the People’s Bank of China (PBOC). This too has limitations. Using e-CNY allows for the possibility of illicit transactions such as money laundering, which would make the Chinese government, and specifically the central bank, vulnerable to sanctions.

### Beijing’s Ongoing Challenges

U.S.-China relations appear to be the worst since Nixon’s trip. Having benefited greatly from its integration into global markets, China now seems to be seeking to use its economic power to displace the U.S. on the world stage. As President Xi prepares for a Communist Party congress in the fall to consolidate his rule via a historic third term, he faces a myriad of domestic and international hurdles. The country’s economic trajectory is looking subdued, hurt by a falling population, real estate debt and deglobalization as companies look for alternative manufacturing centers. The crisis over Taiwan and the war in Ukraine have not helped. The challenge for Xi is that he cannot appear weak on the international arena by backing down in the face of Western pressure. On a recent telephone call, President Xi warned U.S. President Joe Biden not to interfere in Taiwan, saying that “those who play with fire will perish by it.”

Yet, China’s growing problems on the home front—rising youth unemployment, threats of mortgage

<sup>10</sup> International Monetary Fund  
<sup>11</sup> International Monetary Fund

<sup>12</sup> Bank of International Settlements, Bloomberg  
<sup>13</sup> SWIFT, Bloomberg, JP Morgan

<sup>14</sup> World Trade Organization

payment boycotts and rising bank loan losses—will limit its freedom to take bold actions in the international arena. A U.S.-China reengagement that improves the global macroeconomic

environment is unlikely to be forthcoming in the short term.

Summits with the U.S. president may help Xi navigate the 20th Party Congress, but favorable outcomes are

not always guaranteed. The implications of Beijing's geopolitical challenges are that China in the Xi Jinping era will be volatile and, as other papers in this series will explore, only selectively investable.

---

## Risk Considerations

There is no assurance that a portfolio will achieve its investment objective. Portfolios are subject to market risk, which is the possibility that the market values of securities owned by a portfolio will decline and that the value of portfolio shares may therefore be less than what you paid for them. Market values can change daily due to economic and other events (natural disasters, health crises, terrorism, conflicts, social unrest, etc.) that affect markets, countries, companies or governments. It is difficult to predict the timing, duration and potential adverse effects (portfolio liquidity, etc.) of events. In general, equities securities' values also fluctuate in response to activities specific to a company. Investments in foreign markets entail special risks such as currency, political, economic, market and liquidity risks. The risks of investing in emerging market countries are greater than the risks generally associated with investments in foreign developed countries. Real estate investments are subject to risks similar to those associated with the direct ownership of real estate and they are sensitive to such factors as management skills and changes in tax laws.

**A separately managed account may not be appropriate for all investors. Separate accounts managed according to the Strategy include a number of securities and will not necessarily track the performance of any index. Please consider the investment objectives, risks and fees of the Strategy carefully before investing. A minimum asset level is required.**

**For important information about the investment managers, please refer to Form ADV Part 2.**

The views and opinions and/or analysis expressed are those of the author or the investment team as of the date of preparation of this material and are subject to change at any time without notice due to market or economic conditions and may not necessarily come to pass. Furthermore, the views will not be updated or otherwise revised to reflect information that subsequently becomes available or circumstances existing, or changes occurring, after the date of publication. The views expressed do not reflect the opinions of all investment personnel at Morgan Stanley Investment Management (MSIM) and its subsidiaries and affiliates (collectively "the Firm"), and may not be reflected in all the strategies and products that the Firm offers.

Forecasts and/or estimates provided herein are subject to change and may not actually come to pass. Information regarding expected market returns and market outlooks is based on the research, analysis and opinions of the authors or the investment team. These conclusions are speculative in nature, may not come to pass and are not intended to predict the future performance of any specific strategy or product the Firm offers. Future results may differ significantly depending on factors such as changes in securities or financial markets or general economic conditions.

This material has been prepared on the basis of publicly available information, internally developed data and other third-party sources believed to be reliable. However, no assurances are provided regarding the reliability of such information and the Firm has not sought to independently verify information taken from public and third-party sources.

This material is a general communication, which is not impartial and all information provided has been prepared solely for informational and educational purposes and does not constitute an offer or a recommendation to buy or sell any particular security or to adopt any specific investment strategy. The information herein has not been based on a consideration of any individual investor circumstances and is not investment advice, nor should it be construed in any way as tax, accounting, legal or regulatory advice. To that end, investors should seek independent legal and financial advice, including advice as to tax consequences, before making any investment decision.

Charts and graphs provided herein are for illustrative purposes only. **Past performance is no guarantee of future results.**

This material is not a product of Morgan Stanley's Research Department and should not be regarded as a research material or a recommendation.

The Firm has not authorised financial intermediaries to use and to distribute this material, unless such use and distribution is made in accordance with applicable law and regulation. Additionally, financial intermediaries are required to satisfy themselves that the information in this material is appropriate for any person to whom they provide this material in view of that person's circumstances and purpose. The Firm shall not be liable for, and accepts no liability for, the use or misuse of this material by any such financial intermediary.

This material may be translated into other languages. Where such a translation is made this English version remains definitive. If there are any discrepancies between the English version and any version of this material in another language, the English version shall prevail.

The whole or any part of this material may not be directly or indirectly reproduced, copied, modified, used to create a derivative work, performed, displayed, published, posted, licensed, framed, distributed or transmitted or any of its contents disclosed to third parties without the Firm's express written consent. This material may not be linked to unless such hyperlink is for personal and non-commercial use. All information contained herein is proprietary and is protected under copyright and other applicable law.



## DISTRIBUTION

This material is only intended for and will only be distributed to persons resident in jurisdictions where such distribution or availability would not be contrary to local laws or regulations.

**MSIM, the asset management division of Morgan Stanley (NYSE: MS), and its affiliates have arrangements in place to market each other's products and services. Each MSIM affiliate is regulated as appropriate in the jurisdiction it operates. MSIM's affiliates are: Eaton Vance Management (International) Limited, Eaton Vance Advisers International Ltd, Calvert Research and Management, Eaton Vance Management, Parametric Portfolio Associates LLC, and Atlanta Capital Management LLC.**

This material has been issued by any one or more of the following entities:

### EMEA

This material is for Professional Clients/Accredited Investors only.

In the EU, MSIM and Eaton Vance materials are issued by MSIM Fund Management (Ireland) Limited ("FMIL"). FMIL is regulated by the Central Bank of Ireland and is incorporated in Ireland as a private company limited by shares with company registration number 616661 and has its registered address at 24-26 City Quay, Dublin 2, DO2 NY19, Ireland.

Outside the EU, MSIM materials are issued by Morgan Stanley Investment Management Limited (MSIM Ltd) is authorised and regulated by the Financial Conduct Authority. Registered in England. Registered No. 1981121. Registered Office: 25 Cabot Square, Canary Wharf, London E14 4QA.

In Switzerland, MSIM materials are issued by Morgan Stanley & Co. International plc, London (Zurich Branch) Authorised and regulated by the Eidgenössische Finanzmarktaufsicht ("FINMA"). Registered Office: Beethovenstrasse 33, 8002 Zurich, Switzerland.

Outside the US and EU, Eaton Vance materials are issued by Eaton Vance Management (International) Limited ("EVMIL") 125 Old Broad Street, London, EC2N 1AR, UK, which is authorised and regulated in the United Kingdom by the Financial Conduct Authority.

**Italy:** MSIM FMIL (Milan Branch), (Sede Secondaria di Milano) Palazzo Serbelloni Corso Venezia, 16 20121 Milano, Italy. The **Netherlands:** MSIM FMIL (Amsterdam Branch), Rembrandt Tower, 11th Floor Amstelplein 1 1096HA, Netherlands. **France:** MSIM FMIL (Paris Branch), 61 rue de Monceau 75008 Paris, France. **Spain:** MSIM FMIL (Madrid Branch), Calle Serrano 55, 28006, Madrid, Spain. **Germany:** MSIM FMIL Frankfurt Branch, Große Gallusstraße 18, 60312 Frankfurt am Main, Germany (Gattung: Zweigniederlassung (FDI) gem. § 53b KWG). **Denmark:** MSIM FMIL (Copenhagen Branch), Gorrissen Federspiel, Axel Towers, Axeltorv2, 1609 Copenhagen V, Denmark.

### MIDDLE EAST

**Dubai:** MSIM Ltd (Representative Office, Unit Precinct 3-7th Floor-Unit 701 and 702, Level 7, Gate Precinct Building 3, Dubai International Financial Centre, Dubai, 506501, United Arab Emirates. Telephone: +97 (0)14 709 7158).

This document is distributed in the Dubai International Financial Centre by Morgan Stanley Investment Management Limited (Representative Office), an entity regulated by the Dubai Financial Services Authority ("DFSA"). It is intended for use by professional clients and market counterparties only. This document is not intended for distribution to retail clients, and retail clients should not act upon the information contained in this document.

This document relates to a financial product which is not subject to any form of regulation or approval by the DFSA. The DFSA has no responsibility for reviewing or verifying any documents in connection with this financial product. Accordingly, the DFSA has not approved this document or any other associated documents nor taken any steps to verify the information set out in this document, and has no responsibility for it. The financial product to which this document relates may be illiquid and/or subject to restrictions on its resale or transfer. Prospective purchasers should conduct their own due diligence on the financial product. If you do not understand the contents of this document, you should consult an authorised financial adviser.

### US

**NOT FDIC INSURED | OFFER NO BANK GUARANTEE | MAY LOSE VALUE | NOT INSURED BY ANY FEDERAL GOVERNMENT AGENCY | NOT A DEPOSIT**

## LATIN AMERICA (Brazil, Chile, Colombia, Mexico, Peru, and Uruguay)

This material is for use with an institutional investor or a qualified investor only. All information contained herein is confidential and is for the exclusive use and review of the intended addressee, and may not be passed on to any third party. This material is provided for informational purposes only and does not constitute a public offering, solicitation or recommendation to buy or sell for any product, service, security and/or strategy. A decision to invest should only be made after reading the strategy documentation and conducting in-depth and independent due diligence.

### ASIA PACIFIC

**Hong Kong:** This material is disseminated by Morgan Stanley Asia Limited for use in Hong Kong and shall only be made available to "professional investors" as defined under the Securities and Futures Ordinance of Hong Kong (Cap 571). The contents of this material have not been reviewed nor approved by any regulatory authority including the Securities and Futures Commission in Hong Kong. Accordingly, save where an exemption is available under the relevant law, this material shall not be issued, circulated, distributed, directed at, or made available to, the public in Hong Kong. **Singapore:** This material is disseminated by Morgan Stanley Investment Management Company and should not be considered to be the subject of an invitation for subscription or purchase, whether directly or indirectly, to the public or any member of the public in Singapore other than (i) to an institutional investor under section 304 of the Securities and Futures Act, Chapter 289 of Singapore ("SFA"); (ii) to a "relevant person" (which includes an accredited investor) pursuant to section 305 of the SFA, and such distribution is in accordance with the conditions specified in section 305 of the SFA; or (iii) otherwise pursuant to, and in accordance with the conditions of, any other applicable provision of the SFA. This publication has not been reviewed by the Monetary Authority of Singapore. **Australia:** This material is provided by Morgan Stanley Investment Management (Australia) Pty Ltd ABN 22122040037, AFSL No. 314182 and its affiliates and does not constitute an offer of interests. Morgan Stanley Investment Management (Australia) Pty Limited arranges for MSIM affiliates to provide financial services to Australian wholesale clients. Interests will only be offered in circumstances under which no disclosure is required under the Corporations Act 2001 (Cth) (the "Corporations Act"). Any offer of interests will not purport to be an offer of interests in circumstances under which disclosure is required under the Corporations Act and will only be made to persons who qualify as a "wholesale client" (as defined in the Corporations Act). This material will not be lodged with the Australian Securities and Investments Commission.

### Japan

For professional investors, this material is circulated or distributed for informational purposes only. For those who are not professional investors, this material is provided in relation to Morgan Stanley Investment Management (Japan) Co., Ltd. ("MSIMJ")'s business with respect to discretionary investment management agreements ("IMA") and investment advisory agreements ("IAA"). This is not for the purpose of a recommendation or solicitation of transactions or offers any particular financial instruments. Under an IMA, with respect to management of assets of a client, the client prescribes basic management policies in advance and commissions MSIMJ to make all investment decisions based on an analysis of the value, etc. of the securities, and MSIMJ accepts such commission. The client shall delegate to MSIMJ the authorities necessary for making investment. MSIMJ exercises the delegated authorities based on investment decisions of MSIMJ, and the client shall not make individual instructions. All investment profits and losses belong to the clients; principal is not guaranteed. Please consider the investment objectives and nature of risks before investing. As an investment advisory fee for an IAA or an IMA, the amount of assets subject to the contract multiplied by a certain rate (the upper limit is 2.20% per annum (including tax)) shall be incurred in proportion to the contract period. For some strategies, a contingency fee may be incurred in addition to the fee mentioned above. Indirect charges also may be incurred, such as brokerage commissions for incorporated securities. Since these charges and expenses are different depending on a contract and other factors, MSIMJ cannot present the rates, upper limits, etc. in advance. All clients should read the Documents Provided Prior to the Conclusion of a Contract carefully before executing an agreement. This material is disseminated in Japan by MSIMJ, Registered No. 410 (Director of Kanto Local Finance Bureau (Financial Instruments Firms)), Membership: the Japan Securities Dealers Association, The Investment Trusts Association, Japan, the Japan Investment Advisers Association and the Type II Financial Instruments Firms Association.