

Brazil: Rewiring the Economy



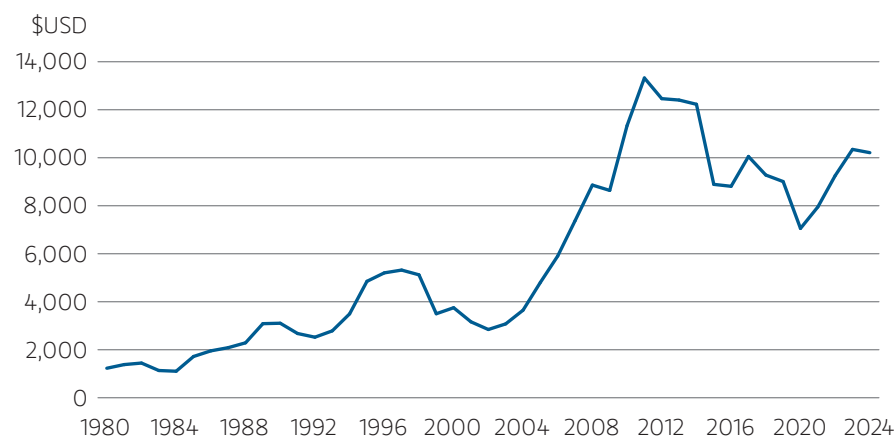
TALES FROM THE EMERGING WORLD | EMERGING MARKETS EQUITY TEAM | July 2025

For years, Brazil's story was one of boom and bust. A star performer during the 2000s, Brazil's gross domestic product (GDP) nearly quadrupled in size, from \$670 billion in 2004 to \$2.5 trillion by 2014, as it rode the commodity supercycle. But over the following decade growth stalled, echoing the "lost decade" of the 1980s. By 2024, Brazil's GDP had contracted by 16% to \$2.1 trillion, even as the global economy surged by 40% to \$111 trillion. While political turmoil and lax fiscal policy have dominated headlines, the country's economic story has become more nuanced and is likely improving (*Display 1*).

DISPLAY 1

Brazil's Growth Stagnated During Its "Lost Decade"

GDP Per Capita (USD)



Source: IMF. As of December 31, 2024.

Brazil has quietly implemented structural reforms over the past decade that are now beginning to reshape the country's long-term economic trajectory and raise its potential GDP.

AUTHORS



ERIC CARLSON
Head of Sustainability,
Emerging Markets
Equity Team



RAVI JAIN
Investment Analyst,
Emerging Markets
Equity Team

A Decade of Reform

Since 2017, Brazil has addressed long-standing issues in the economy. Some of the most important included interest rate reform, state-owned enterprises reform, central bank independence and labor and pension reforms. These changes led to reduced state distortion and interference in the economy and have raised the country's potential growth rate. The International Monetary Fund (IMF) now estimates Brazil's potential growth rate has increased by 0.5 percentage points to 2.5%. While some of the GDP growth rate of more than 3% for the past three years can be attributed to fiscal stimulus, the foundation for more durable and self-sustaining growth is firmer than it has been in years.

Exports Strength

Brazil's trade integration remains among the lowest in major emerging markets, with imports at just 16% of GDP and total trade-to-GDP at

36% in 2024. However, despite this modest integration, exports have emerged as a key growth driver and a potential beneficiary from supply-chain realignments. The country is currently running a trade deficit with the U.S. while maintaining strong commodity ties with China.

Brazil's export profile is gaining macroeconomic relevance. Net exports of goods currently contribute 3-4% of GDP compared to a deficit of 0.5% 10 years ago—a meaningful change in external balances (*Display 2*). Much of this outperformance is powered by two sectors: agribusiness and oil exports, which have emerged as centers of global competitive strength driven by investment and innovation.

Agricultural Powerhouse

Agriculture contributes over 8% of GDP and 16% of total employment, and makes up about 40% of total exports. This success is underpinned by vast arable land, abundant water

and investment in yield-enhancing technologies, such as better seeds, fertilizers and mechanized harvesting.

The results speak for themselves: Brazil is now the world's largest net exporter of agricultural goods, ranking among the top five exporters in 34 different commodities. Agricultural exports (primary commodities and processed food products) have doubled over the past decade, reaching \$108 billion in the 12 months ending in April 2025—equivalent to 5% of GDP (*Display 3*).

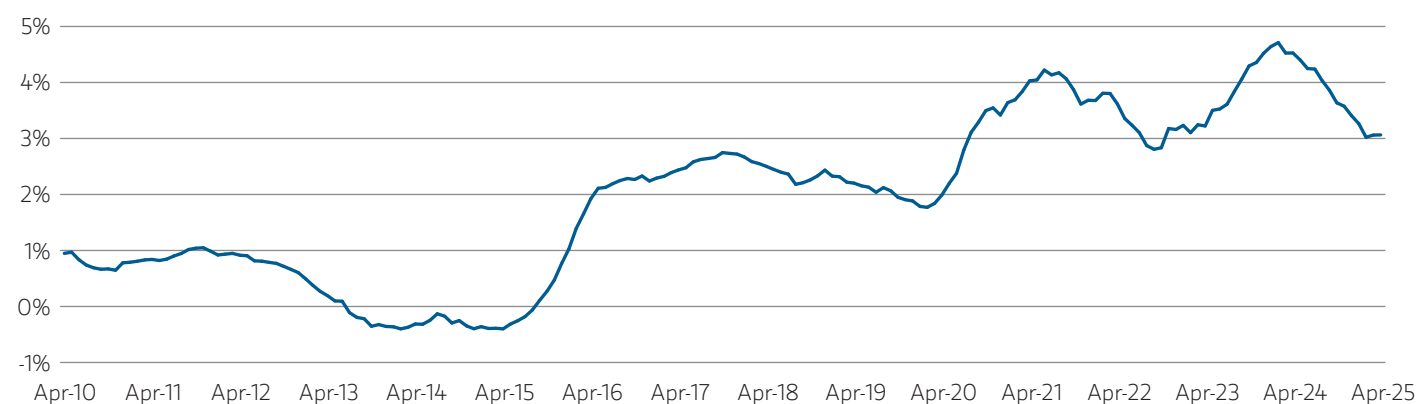
Hydrocarbon Success

Brazil's oil story is another underappreciated success. Since ending Petrobras' monopoly on oil exploration and refining in 1997, when the country pumped less than 1 million barrels a day (b/d), Brazil has grown into a notable crude exporter. Over the last 10 years, the country added about 1 million b/d to reach 3.5 million b/d. The government forecasts an additional 2 million b/d by 2030.

DISPLAY 2

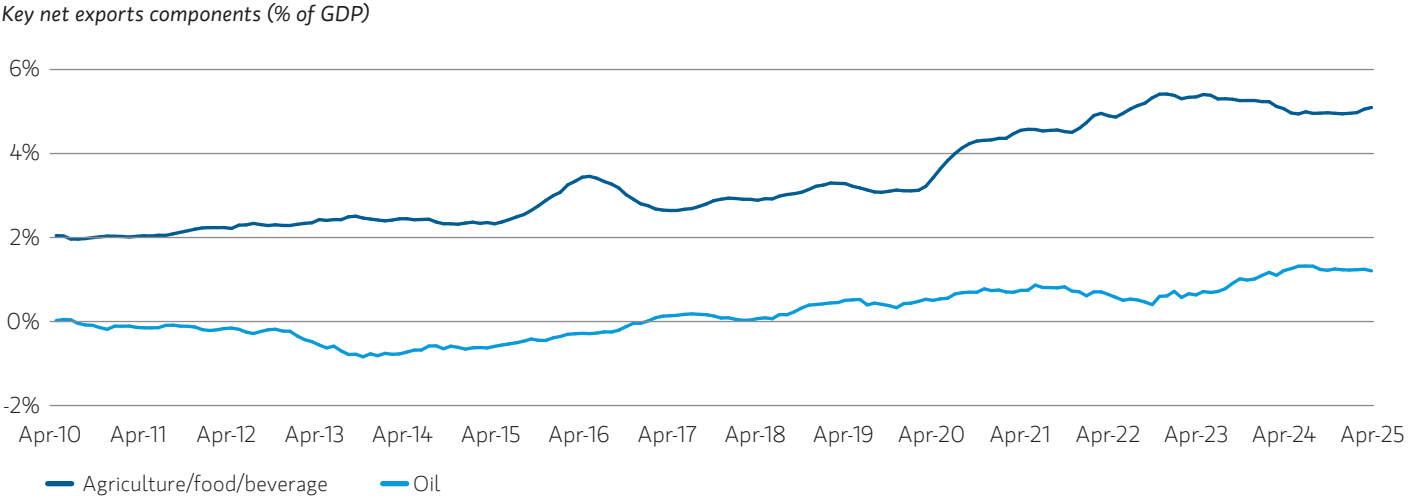
Brazil's Export Profile Is Gaining Economic Relevance

Net exports % of GDP (goods)



Source: Haver Analytics, Brazil commerce ministry, Brazil Central Bank. As of April 30, 2025.

DISPLAY 3
Agriculture and Oil Are Critical to Brazil's Transformation



Source: Haver Analytics, Brazil Commerce Ministry, Brazil Central Bank. As of April 30, 2025.

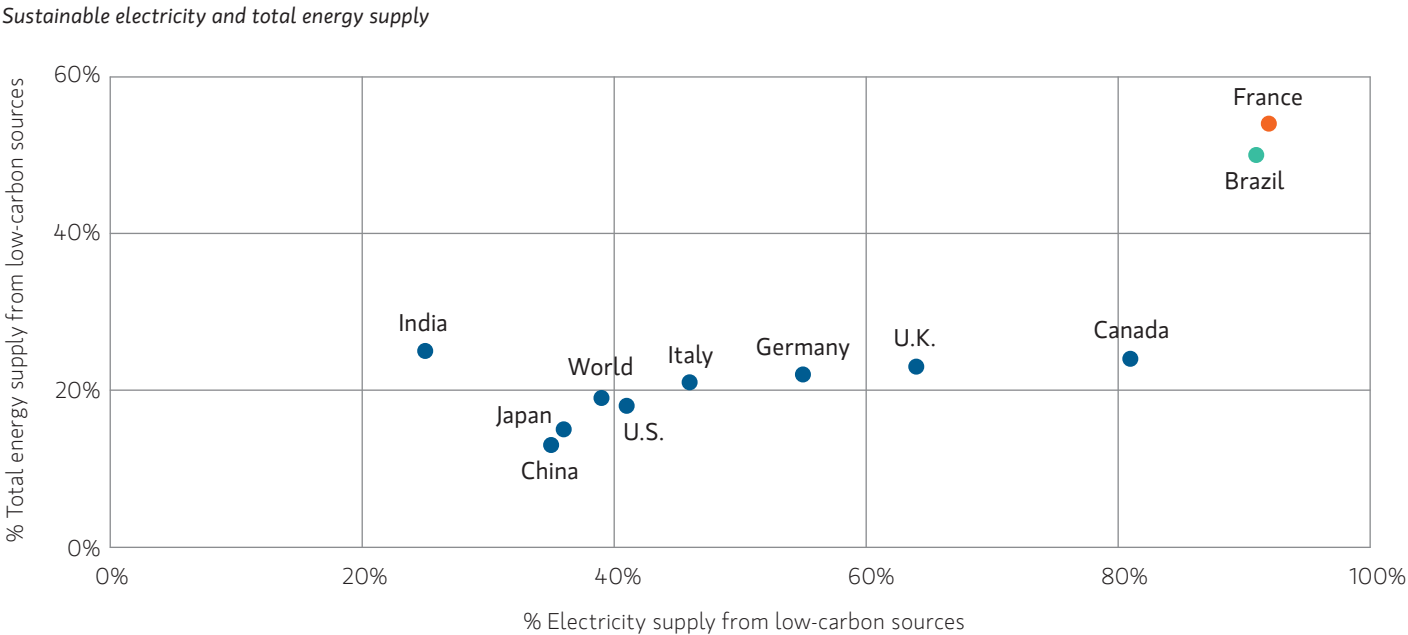
The discovery of pre-salt reserves offshore was a turning point for Brazilian crude-oil production, which has benefited from the latest developments in extraction technology. Today Brazil's fossil fuel net exports are a positive force in the economy, contributing about 1% to GDP, compared to a deficit of 0.5% 10 years ago (*Display 3*).

A Renewable Leader

Today, Brazil stands out as a global leader in clean energy. Among G20 members, Brazil is the only country besides France where more than 50% of total energy comes from low-carbon sources, including nuclear, hydro, solar and wind (*Display 4*). In 2023, half

of the Brazilian energy supply came from oil, natural gas and coal, a 9% improvement from a decade earlier. Over 90% of Brazilian electricity comes from low-carbon sources. That compares with just 25% in India, 22% in Germany, 18% in the U.S. and 13% in China.

DISPLAY 4
Brazil Is a Global Leader in Clean Energy



Source: International Energy Agency (latest available data for each country 2022/2023).

Brazil's success reflects deliberate reforms. Like its telecom and infrastructure sectors, the country has liberalized and privatized its electricity industry. A strong regulatory framework underpins this shift, helping boost investment by the private sector and positioning the Brazil grid for long-term sustainability and cost competitiveness.

Fiscal Reform

Despite progress on many fronts, fiscal discipline remains Brazil's Achilles heel. But without credible fiscal reform the country won't unlock its full growth potential. The fiscal deficit now exceeds 8% of GDP, up sharply from pre-pandemic levels. Gross debt has soared to 87% of GDP, up from 65% just a few years ago. As a result, 10-

year real interest rates have surged to nearly 8%—well above the 6% average of the past two decades.

High real rates are a deterrent to private-sector investment, as companies find themselves crowded out by an inefficient public sector. The risk is clear: Fiscal drift could erode the progress made. Unlocking Brazil's potential requires aligning public policy with the dynamism of Brazil's private sector.

Path Ahead

A credible fiscal plan to lower the cost of capital and unleash the latent possibilities of the country will have to wait until after the next elections. Incumbent president Luiz Inácio Lula da Silva of the Workers' Party is eligible

for a fourth term, but shifting from a primary deficit of -2% to a primary surplus of +2% of GDP is something Brazil has not done since 2004.

Yet, Brazil is not a fragile economy. With a population of over 200 million, a growing middle-class and GDP per capita of around \$10,000, it has the ingredients for resilience. Its companies, from financial services and retail to health care and technology, are globally competitive and capital markets savvy, even amid policy headwinds.

As the 2026 elections approach, an inflection point looms. With structural reform momentum and the right fiscal course, the country has a rare opportunity to do more than just recover—it can redefine its trajectory.

Risk Considerations

There is no assurance that a portfolio will achieve its investment objective. Portfolios are subject to market risk, which is the possibility that the market values of securities owned by a portfolio will decline and that the value of portfolio shares may therefore be less than what you paid for them. Market values can change daily due to economic and other events (e.g. natural disasters, health crises, terrorism, conflicts and social unrest) that affect markets, countries, companies or governments. It is difficult to predict the timing, duration, and potential adverse effects (e.g. portfolio liquidity) of events. Accordingly, you can lose money investing in a portfolio. Please be aware that a portfolio may be subject to certain additional risks. In general, **equities securities'** values also fluctuate in response to activities specific to a company. Investments in **foreign markets** entail special risks such as currency, political, economic, market and liquidity risks. The risks of investing in **emerging market countries** are greater than the risks generally associated with investments in foreign developed countries.

IMPORTANT DISCLOSURES

Past performance is no guarantee of future results. The returns referred to herein are those of representative indices and are not meant to depict the performance of a specific investment.

There is no guarantee that any investment strategy will work under all market conditions, and each investor should evaluate their ability to invest for the long-term, especially during periods of downturn in the market.

A separately managed account may not be appropriate for all investors. Separate accounts managed according to the particular Strategy may include securities that may not necessarily track the performance of a particular index. Please consider the investment objectives, risks and fees of the Strategy carefully before investing. A minimum asset level is required.

For important information about the investment managers, please refer to Form ADV Part 2.

The views and opinions and/or analysis expressed are those of the author or the investment team as of the date of preparation of this material and are subject to change at any time without notice due to market or economic conditions and may not necessarily come to pass. Furthermore, the views will not be updated or otherwise revised to reflect information that subsequently becomes available or circumstances existing, or changes occurring, after the date of publication. The views expressed do not reflect the opinions of all investment personnel at Morgan Stanley Investment

Management (MSIM) and its subsidiaries and affiliates (collectively "the Firm"), and may not be reflected in all the strategies and products that the Firm offers.

Forecasts and/or estimates provided herein are subject to change and may not actually come to pass. Information regarding expected market returns and market outlooks is based on the research, analysis and opinions of the authors or the investment team. These conclusions are speculative in nature, may not come to pass and are not intended to predict the future performance of any specific strategy or product the Firm offers. Future results may differ significantly depending on factors such as changes in securities or financial markets or general economic conditions.

This material has been prepared on the basis of publicly available information, internally developed data and other third-party sources believed to be reliable. However, no assurances are provided regarding the reliability of such information and the Firm has not sought to independently verify information taken from public and third-party sources.

This material is a general communication, which is not impartial and all information provided has been prepared solely for informational and educational purposes and does not constitute an offer or a recommendation to buy or sell any particular security or to adopt any specific investment strategy. The information herein has not been based on a consideration of any individual investor circumstances and is not investment advice, nor should it be construed in any way as tax,

accounting, legal or regulatory advice. To that end, investors should seek independent legal and financial advice, including advice as to tax consequences, before making any investment decision.

The indexes are unmanaged and do not include any expenses, fees or sales charges. It is not possible to invest directly in an index. Any index referred to herein is the intellectual property (including registered trademarks) of the applicable licensor. Any product based on an index is in no way sponsored, endorsed, sold or promoted by the applicable licensor and it shall not have any liability with respect thereto.

This material is not a product of Morgan Stanley's Research Department and should not be regarded as a research material or a recommendation.

The Firm has not authorised financial intermediaries to use and to distribute this material, unless such use and distribution is made in accordance with applicable law and regulation. Additionally, financial intermediaries are required to satisfy themselves that the information in this material is appropriate for any person to whom they provide this material in view of that person's circumstances and purpose. The Firm shall not be liable for, and accepts no liability for, the use or misuse of this material by any such financial intermediary.

This material may be translated into other languages. Where such a translation is made this English version remains definitive. If there are any discrepancies between the English version and any version of this material in another language, the English version shall prevail.

The whole or any part of this material may not be directly or indirectly reproduced, copied, modified, used to create a derivative work, performed, displayed, published, posted, licensed, framed, distributed or transmitted or any of its contents disclosed to third parties without the Firm's express written consent. This material may not be linked to unless such hyperlink is for personal and non-commercial use. All information contained herein is proprietary and is protected under copyright and other applicable law.

Eaton Vance is part of Morgan Stanley Investment Management. Morgan Stanley Investment Management is the asset management division of Morgan Stanley.

DISTRIBUTION

This material is only intended for and will only be distributed to persons resident in jurisdictions where such distribution or availability would not be contrary to local laws or regulations.

MSIM, the asset management division of Morgan Stanley (NYSE: MS), and its affiliates have arrangements in place to market each other's products and services. Each MSIM affiliate is regulated as appropriate in the jurisdiction it operates. MSIM's affiliates are: Eaton Vance Management (International) Limited, Eaton Vance Advisers International Ltd, Calvert Research and Management, Eaton Vance Management, Parametric Portfolio Associates LLC and Atlanta Capital Management LLC.

This material has been issued by any one or more of the following entities:

EMEA:

This material is for Professional Clients/Accredited Investors only.

In the EU, MSIM and Eaton Vance materials are issued by MSIM Fund Management (Ireland) Limited ("FMIL"). FMIL is regulated by the Central Bank of Ireland and is incorporated in Ireland as a private company limited by shares with company registration number 616661 and has its registered address at 24-26 City Quay, Dublin 2, D02 NY19, Ireland.

Outside the EU, MSIM materials are issued by Morgan Stanley Investment Management Limited (MSIM Ltd) is authorised and regulated by the Financial Conduct Authority. Registered in England. Registered No. 1981121. Registered Office: 25 Cabot Square, Canary Wharf, London E14 4QA.

In Switzerland, MSIM materials are issued by Morgan Stanley & Co. International plc, London (Zurich Branch) Authorised and regulated by the Eidgenössische Finanzmarktaufsicht ("FINMA"). Registered Office: Beethovenstrasse 33, 8002 Zurich, Switzerland.

Outside the US and EU, Eaton Vance materials are issued by Eaton Vance Management (International) Limited ("EVMi") 125 Old Broad Street, London, EC2N 1AR, UK, which is authorised and regulated in the United Kingdom by the Financial Conduct Authority.

Italy: MSIM FMIL (Milan Branch), (Sede Secondaria di Milano) Palazzo Serbelloni Corso Venezia, 16 20121 Milano, Italy. **The Netherlands:** MSIM FMIL (Amsterdam Branch), Rembrandt Tower, 11th Floor Amstelplein 1 1096HA, Netherlands. **France:** MSIM FMIL (Paris Branch), 61 rue de Monceau 75008 Paris, France. **Spain:** MSIM FMIL (Madrid Branch), Calle Serrano 55, 28006, Madrid, Spain. **Germany:** MSIM FMIL, Frankfurt Branch, Grosse Gallusstrasse 18, 60312 Frankfurt am Main, Germany (Gattung: Zweigniederlassung (FDI) gem. § 53b KWG). **Denmark:** MSIM FMIL (Copenhagen Branch), Gorrissen Federspiel, Axel Towers, Axelortorv2, 1609 Copenhagen V, Denmark.

MIDDLE EAST:

Dubai: MSIM Ltd (Representative Office, Unit Precinct 3-7th Floor-Unit 701 and 702, Level 7, Gate Precinct Building 3, Dubai International Financial Centre, Dubai, 506501, United Arab Emirates. Telephone: +97 (0)14 709 7158).

This document is distributed in the Dubai International Financial Centre by Morgan Stanley Investment Management Limited (Representative Office), an entity regulated by the Dubai Financial Services Authority (DFSA). It is intended for use by professional clients and market counterparties only. This document is not intended for distribution to retail clients, and retail clients should not act upon the information contained in this document.

This document relates to a financial product which is not subject to any form of regulation or approval by the DFSA. The DFSA has no responsibility for reviewing or verifying any documents in connection with this financial product. Accordingly, the DFSA has not approved this document or any other associated documents nor taken any steps to verify the information set out in this document, and has no responsibility for it. The financial product to which this document relates may be illiquid and/or subject to restrictions on its resale or transfer. Prospective purchasers should conduct their own due diligence on the financial product. If you do not understand the contents of this document, you should consult an authorised financial adviser.

U.S.: NOT FDIC INSURED | OFFER NO BANK GUARANTEE | MAY LOSE VALUE | NOT INSURED BY ANY FEDERAL GOVERNMENT AGENCY | NOT A DEPOSIT

LATIN AMERICA (BRAZIL, CHILE COLOMBIA, MEXICO, PERU, AND URUGUAY)

This material is for use with an institutional investor or a qualified investor only. All information contained herein is confidential and is for the exclusive use and review of the intended addressee, and may not be passed on to any third party. This material is provided for informational purposes only and does not constitute a public offering, solicitation or recommendation to buy or sell for any product, service, security and/or strategy. A decision to invest should only be made after reading the strategy documentation and conducting in-depth and independent due diligence.

ASIA PACIFIC

Hong Kong: This material is disseminated by Morgan Stanley Asia Limited for use in Hong Kong and shall only be made available to "professional investors" as defined under the Securities and Futures Ordinance of Hong Kong (Cap 571). The contents of this material have not been reviewed nor approved by any regulatory authority including the Securities and Futures Commission in Hong Kong. Accordingly, save where an exemption is available under the relevant law, this material shall not be issued, circulated, distributed, directed at, or made available to, the public in Hong Kong. **Singapore:** This material is disseminated by Morgan Stanley Investment Management Company and should not be considered to be the subject of an invitation for subscription or purchase, whether directly or indirectly, to the public or any member of the public in Singapore other than (i) to an institutional investor under section 304 of the Securities and Futures Act, Chapter 289 of Singapore ("SFA"); (ii) to a "relevant person" (which includes an accredited investor) pursuant to section 305 of the SFA, and such distribution is in accordance with the conditions specified in section 305 of the SFA; or (iii) otherwise pursuant to, and in accordance with the conditions of, any other applicable provision of the SFA. This publication has not been reviewed by the Monetary Authority of Singapore. **Australia:** This material is provided by Morgan Stanley Investment Management (Australia) Pty Ltd ABN 22122040037, AFSL No. 314182 and its affiliates and does not constitute an offer of interests. Morgan Stanley Investment Management (Australia) Pty Limited arranges for MSIM affiliates to provide financial services to Australian wholesale clients. Interests will only be offered in circumstances under which no disclosure is required under the Corporations Act 2001 (Cth) (the "Corporations Act"). Any offer of interests will not purport to be an offer of interests in circumstances under which disclosure is required under the Corporations Act and will only be made to persons who qualify as a "wholesale client" (as defined in the Corporations Act). This material will not be lodged with the Australian Securities and Investments Commission.

Japan: For professional investors, this material is circulated or distributed for informational purposes only. For those who are not professional investors, this material is provided in relation to Morgan Stanley Investment Management (Japan) Co., Ltd. ("MSIMJ")'s business with respect to discretionary investment management agreements ("IMA") and investment advisory agreements ("IAA"). This is not for the purpose of a recommendation or solicitation of transactions or offers any particular financial instruments. Under an IMA, with respect to management of assets of a client, the client prescribes basic management policies in advance and commissions MSIMJ to make all investment decisions based

on an analysis of the value, etc. of the securities, and MSIMJ accepts such commission. The client shall delegate to MSIMJ the authorities necessary for making investment. MSIMJ exercises the delegated authorities based on investment decisions of MSIMJ, and the client shall not make individual instructions. All investment profits and losses belong to the clients; principal is not guaranteed. Please consider the investment objectives and nature of risks before investing. As an investment advisory fee for an IAA or an IMA, the amount of assets subject to the contract multiplied by a certain rate (the upper limit is 2.20% per annum (including tax)) shall be incurred in proportion to the contract period. For some strategies, a contingency fee may be incurred in addition to the fee mentioned above.

Indirect charges also may be incurred, such as brokerage commissions for incorporated securities. Since these charges and expenses are different depending on a contract and other factors, MSIMJ cannot present the rates, upper limits, etc. in advance. All clients should read the Documents Provided Prior to the Conclusion of a Contract carefully before executing an agreement. This material is disseminated in Japan by MSIMJ, Registered No. 410 (Director of Kanto Local Finance Bureau (Financial Instruments Firms)), Membership: the Japan Securities Dealers Association, The Investment Trusts Association, Japan, the Japan Investment Advisers Association and the Type II Financial Instruments Firms Association.